

Survey: Annual Election of Officers Official Ballot and Proxy for 2009-2010

Report: Default Report

Survey Status	Respondent Statistics	Points Summary:	
Status: Closed	Total Responses: 106	No Points Questions used in this survey.	Convert to PDF Email PDF Export to Excel
Deploy Date: 09/20/2009	Completes: 94		
Closed Date: 10/18/2009	Partials: 12		

 View Questions:

1. Enter your name.

	Responses	Percent
First Name: <input type="text"/>	107	100.94%
Last Name: <input type="text"/>	107	100.94%
Total Responded to this question:	106	100%
Total who skipped this question:	0	0%
Total:	106	100%

Graph/Chart function not relevant for this question type.

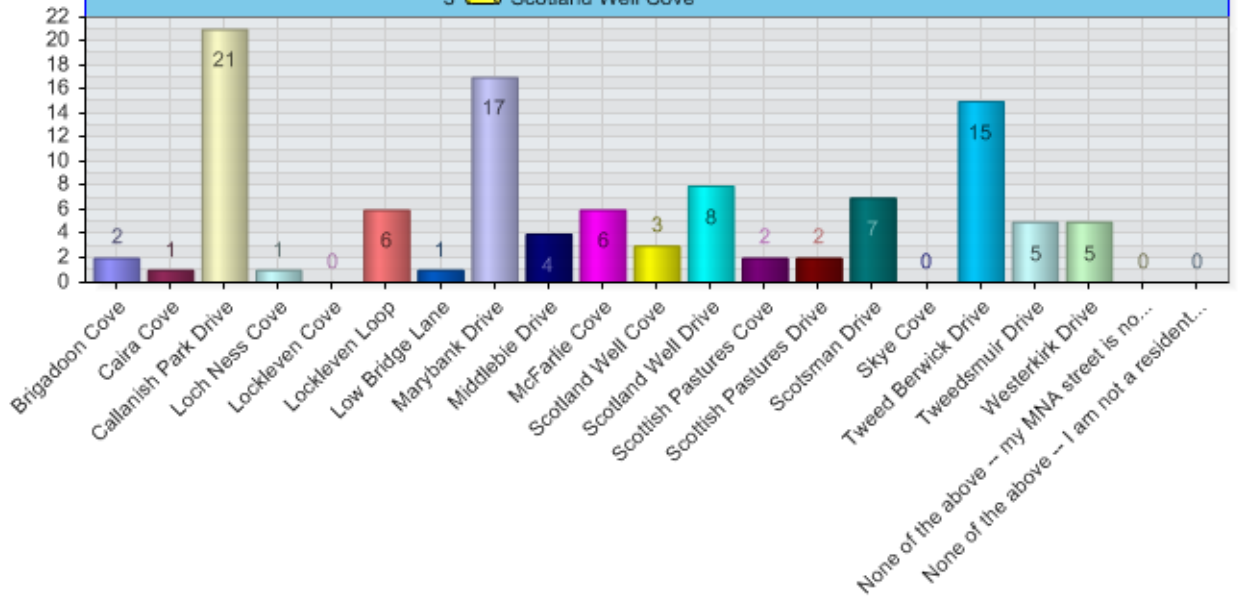
2. Select the street name of your lot address.

	Responses	Percent
Brigadoon Cove:	2	1.89%
Caira Cove:	1	0.94%
Callanish Park Drive:	21	19.81%
Loch Ness Cove:	1	0.94%
Lockleven Cove:	0	0%
Lockleven Loop:	6	5.66%
Low Bridge Lane:	1	0.94%
Marybank Drive:	17	16.04%
Middlebie Drive:	4	3.77%
McFarlie Cove:	6	5.66%
Scotland Well Cove:	3	2.83%
Scotland Well Drive:	8	7.55%
Scottish Pastures Cove:	2	1.89%
Scottish Pastures Drive:	2	1.89%
Scotsman Drive:	7	6.6%
Skye Cove:	0	0%
Tweed Berwick Drive:	15	14.15%
Tweedsmuir Drive:	5	4.72%
Westerkirk Drive:	5	4.72%
None of the above -- my MNA street is not listed:	0	0%
None of the above -- I am not a resident of MNA (exit):	0	0%
Total Responded to this question:	106	100%
Total who skipped this question:	0	0%
Total:	106	100%

Select the street name of your lot address.

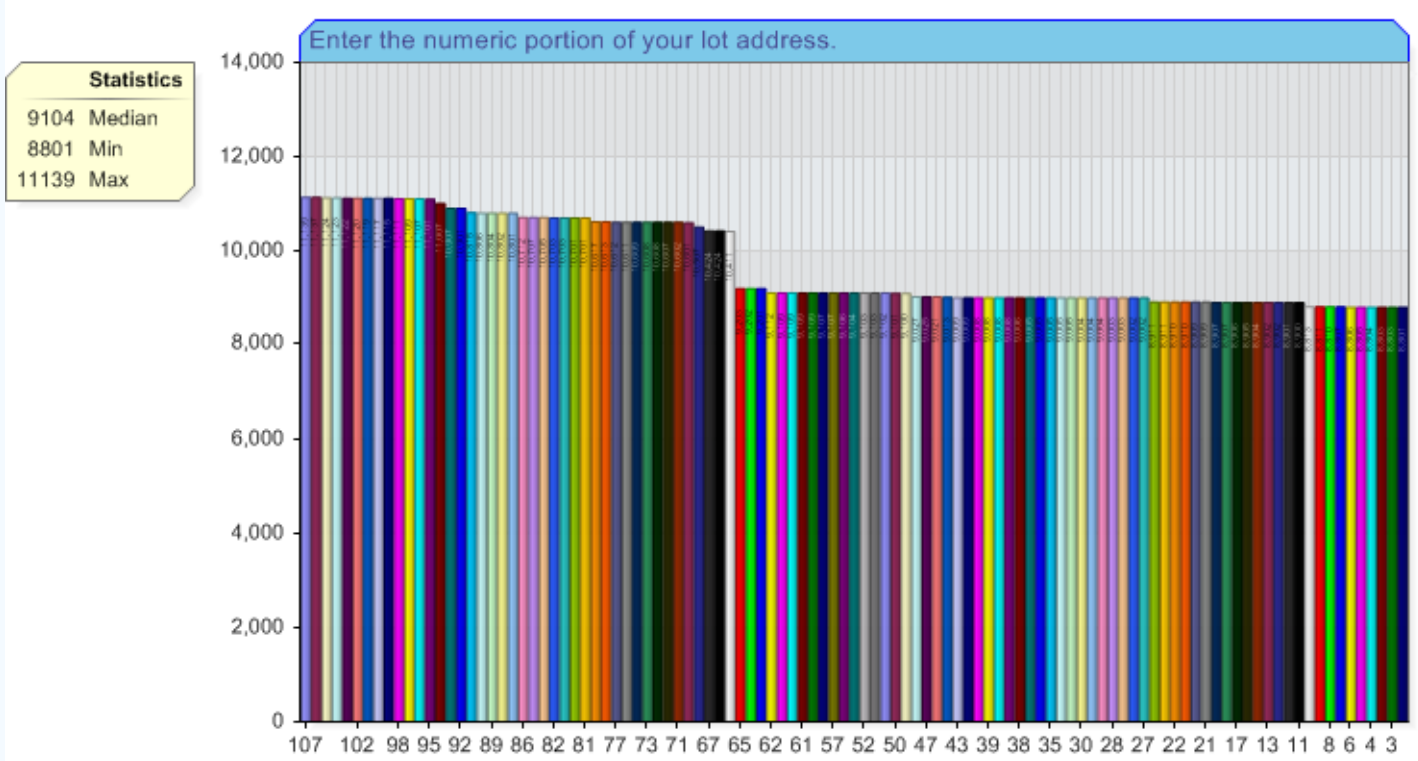
- 2 Brigadoon Cove
- 1 Caira Cove
- 21 Callanish Park Drive
- 1 Loch Ness Cove
- 0 Lockleven Cove
- 6 Lockleven Loop
- 1 Low Bridge Lane
- 17 Marybank Drive
- 4 Middlebie Drive
- 6 McFarlie Cove
- 3 Scotland Well Cove
- 8 Scotland Well Drive
- 2 Scottish Pastures Cove
- 2 Scottish Pastures Drive
- 7 Scotsman Drive
- 0 Skye Cove
- 15 Tweed Berwick Drive
- 5 Tweedsmuir Drive
- 5 Westerkirk Drive
- 0 None of the above -- my MNA street is no...
- 0 None of the above -- I am not a resident...

Statistics
 3 Median
 0 Min
 21 Max



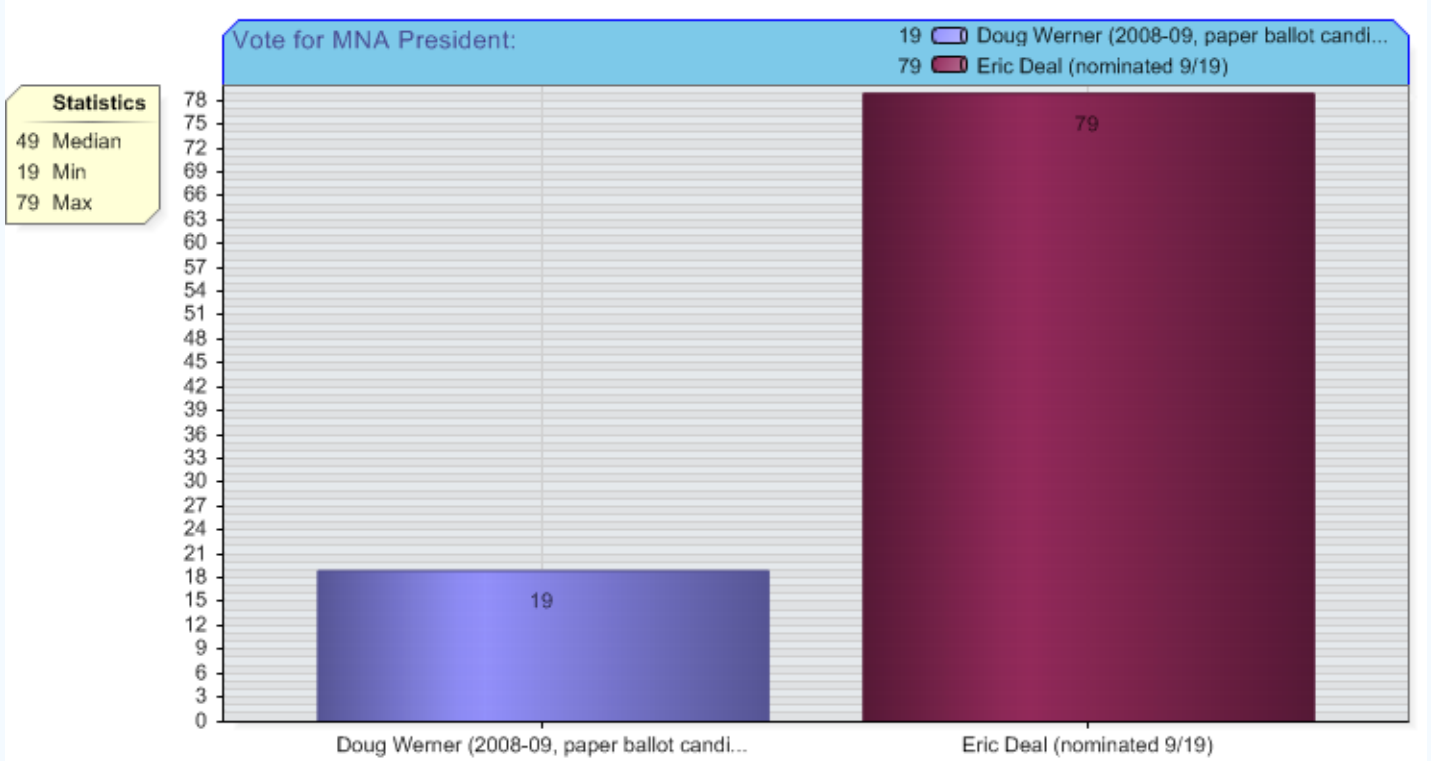
3. Enter the numeric portion of your lot address.

	Value
Highest:	11139.00
Lowest:	8801.00
Average:	9709.47
Median:	9105.00
Total Responded to this question:	106 100%
Total who skipped this question:	0 0%
Total:	106 100%



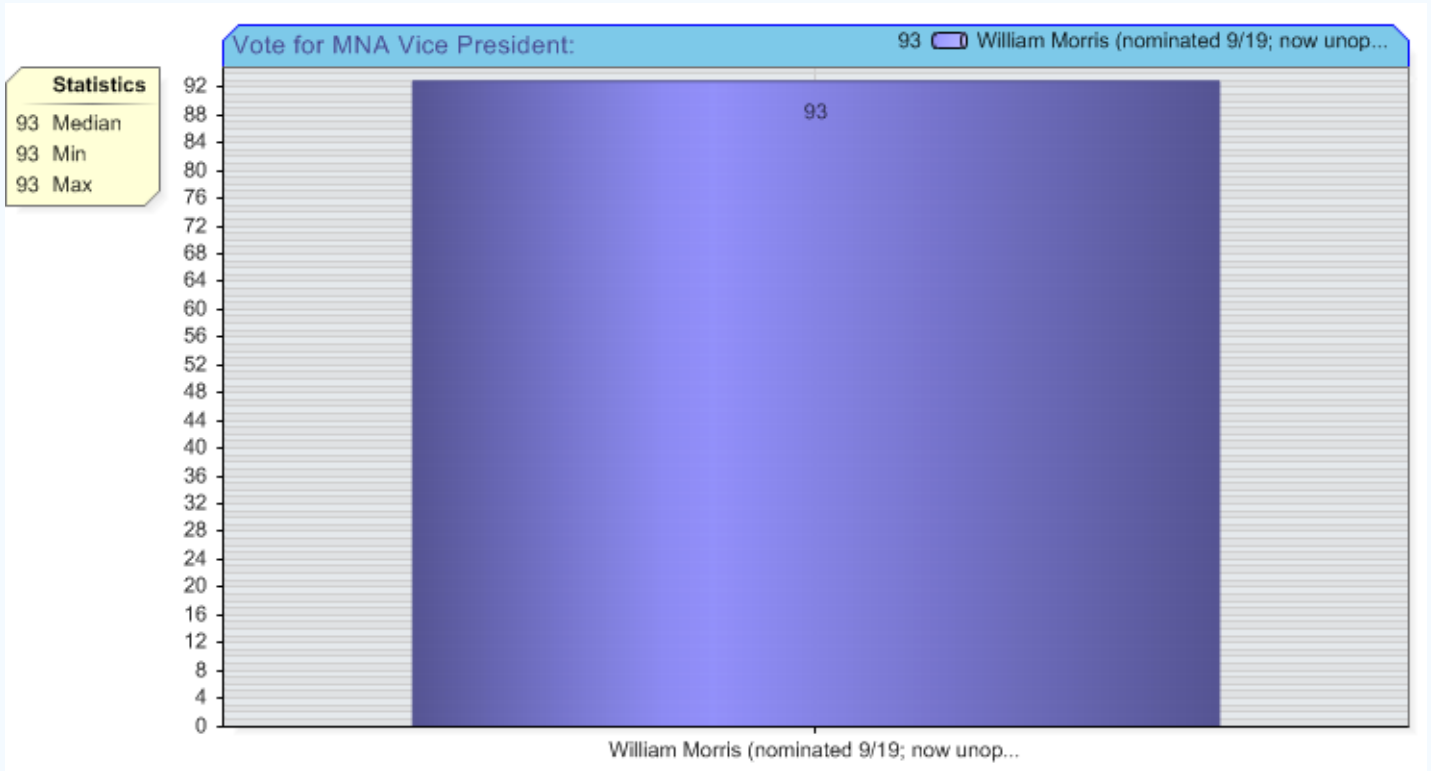
4. Vote for MNA President:

	Responses	Percent
Doug Werner (2008-09, paper ballot candidate):	19	19.39%
Eric Deal (nominated 9/19):	79	80.61%
Total Responded to this question:	98	92.45%
Total who skipped this question:	8	7.55%
Total:	106	100%




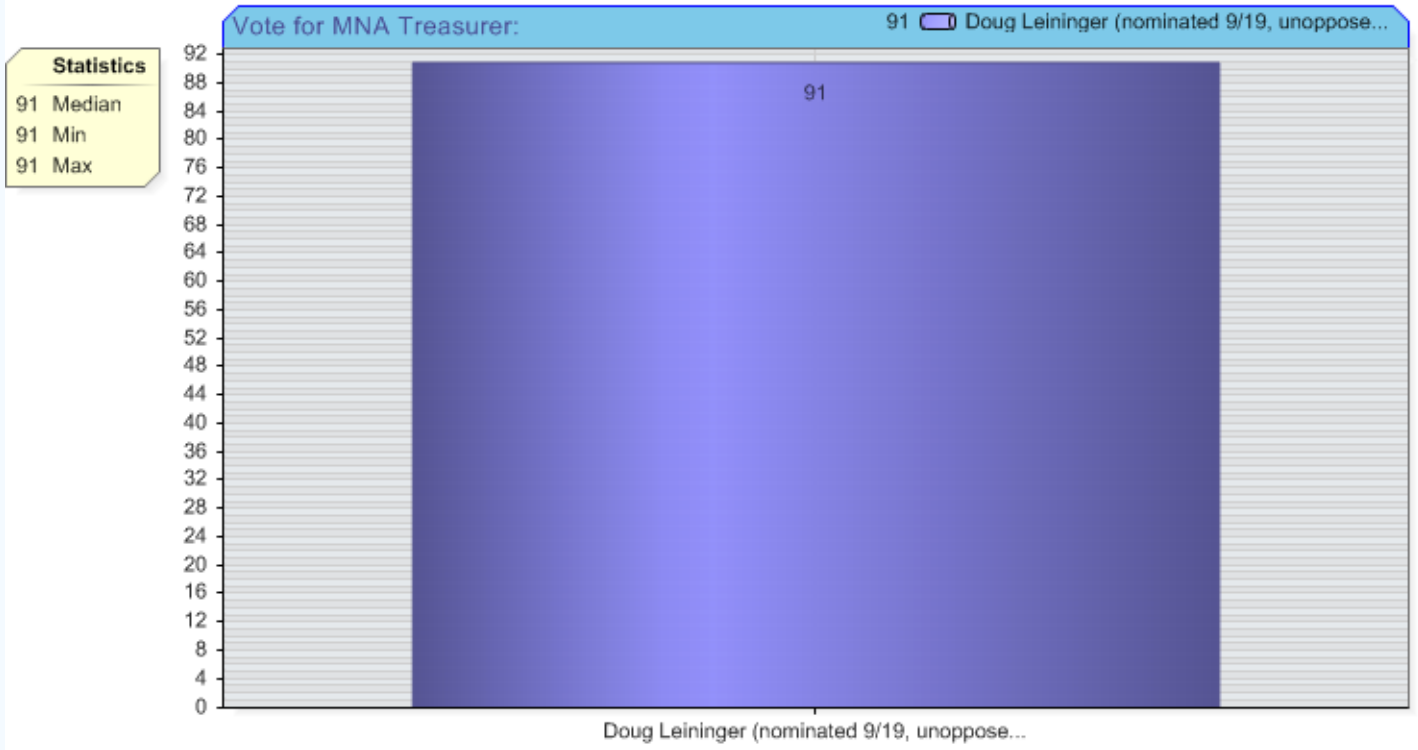
5. Vote for MNA Vice President:

	Responses	Percent
William Morris (nominated 9/19; now unopposed -- Joli Kaiser and Mike Weathersbee have withdrawn):	93	100%
Total Responded to this question:	93	87.74%
Total who skipped this question:	13	12.26%
Total:	106	100%



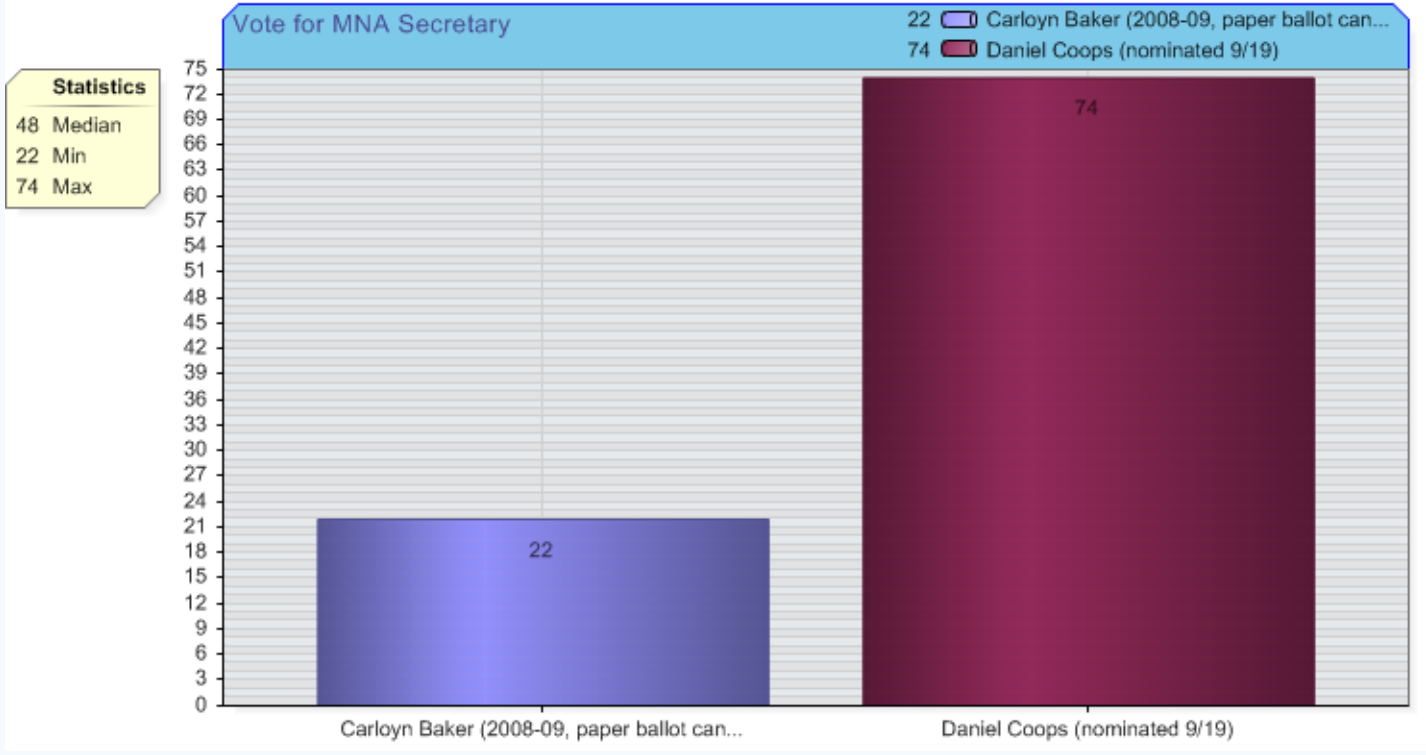
6. Vote for MNA Treasurer:

	Responses	Percent
Doug Leininger (nominated 9/19, unopposed): 	91	100%
Total Responded to this question:	91	85.85%
Total who skipped this question:	15	14.15%
Total:	106	100%



7. Vote for MNA Secretary

	Responses	Percent
Carloyn Baker (2008-09, paper ballot candidate):	22	22.92%
Daniel Coops (nominated 9/19):	74	77.08%
Total Responded to this question:	96	90.57%
Total who skipped this question:	10	9.43%
Total:	106	100%



8. If you wish to instead cast your ballot for a write-in candidate, enter this below.

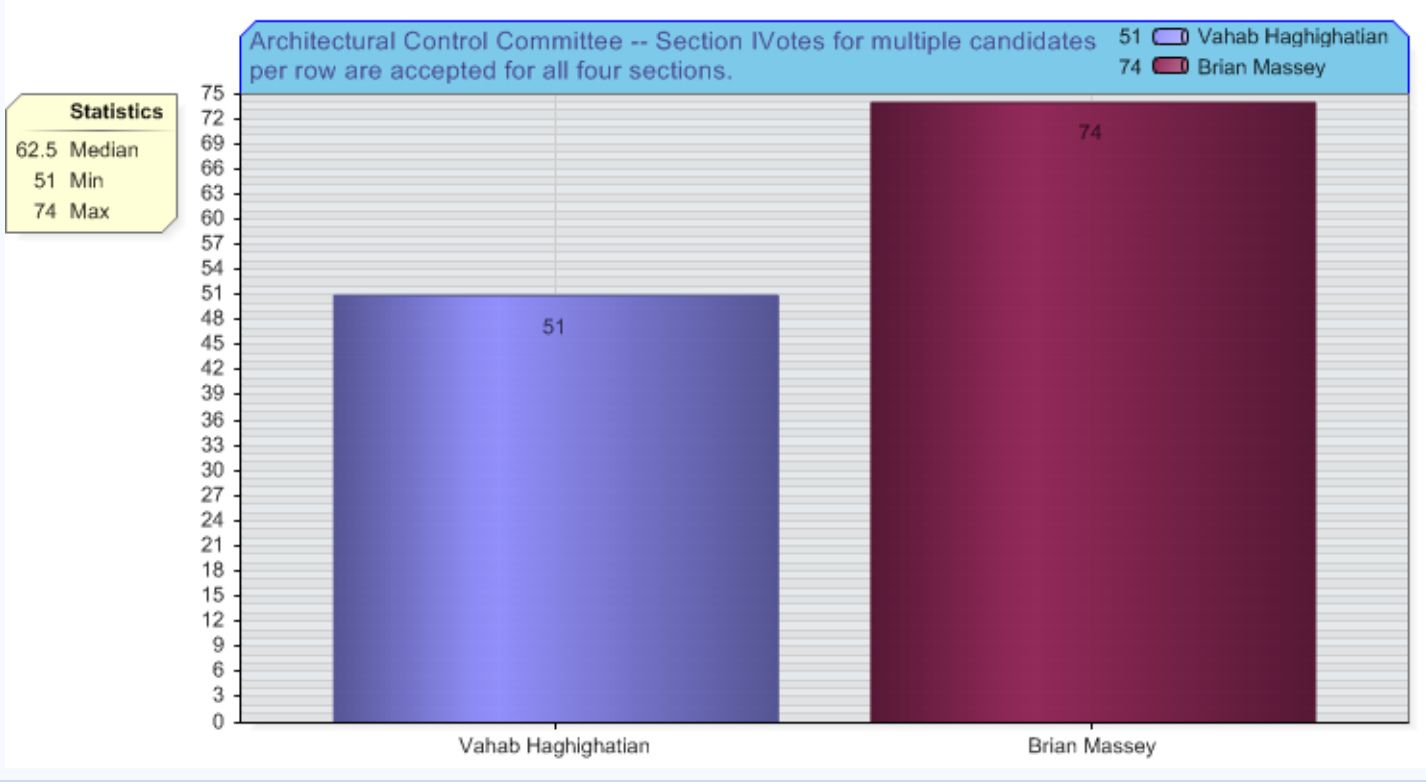
	Responses	Percent
President: <input type="text"/>	0	0%
Vice President: <input type="text"/>	0	0%
Treasurer: <input type="text"/>	0	0%
Secretary: <input type="text"/>	1	100%
Total Responded to this question:	1	0.94%
Total who skipped this question:	105	99.06%
Total:	106	100%

Graph/Chart function not relevant for this question type.

9. Architectural Control Committee -- Section I

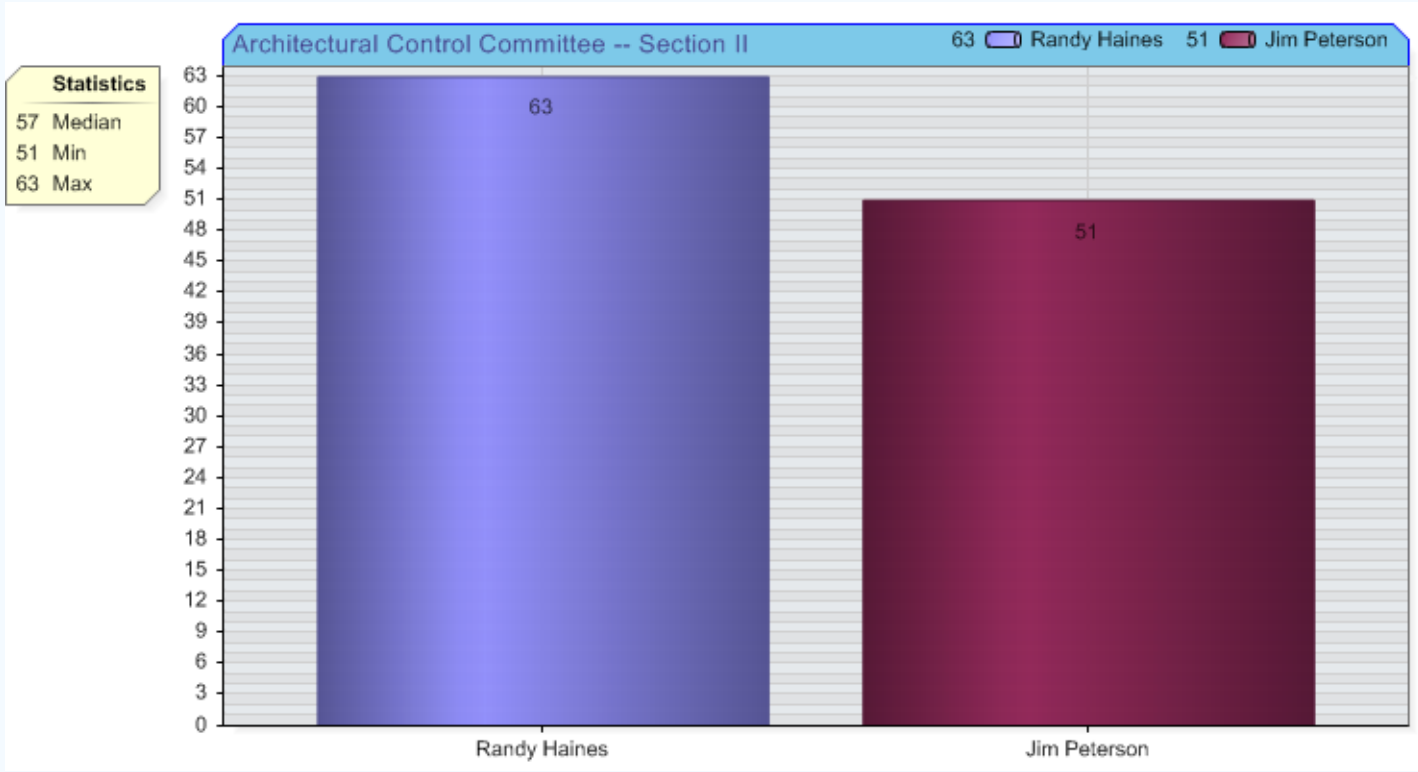
Votes for multiple candidates per row are accepted for all four sections.

	Responses	Percent
Vahab Haghghatian:	51	60%
Brian Massey:	74	87.06%
Total Responded to this question:	85	80.19%
Total who skipped this question:	21	19.81%
Total:	106	100%





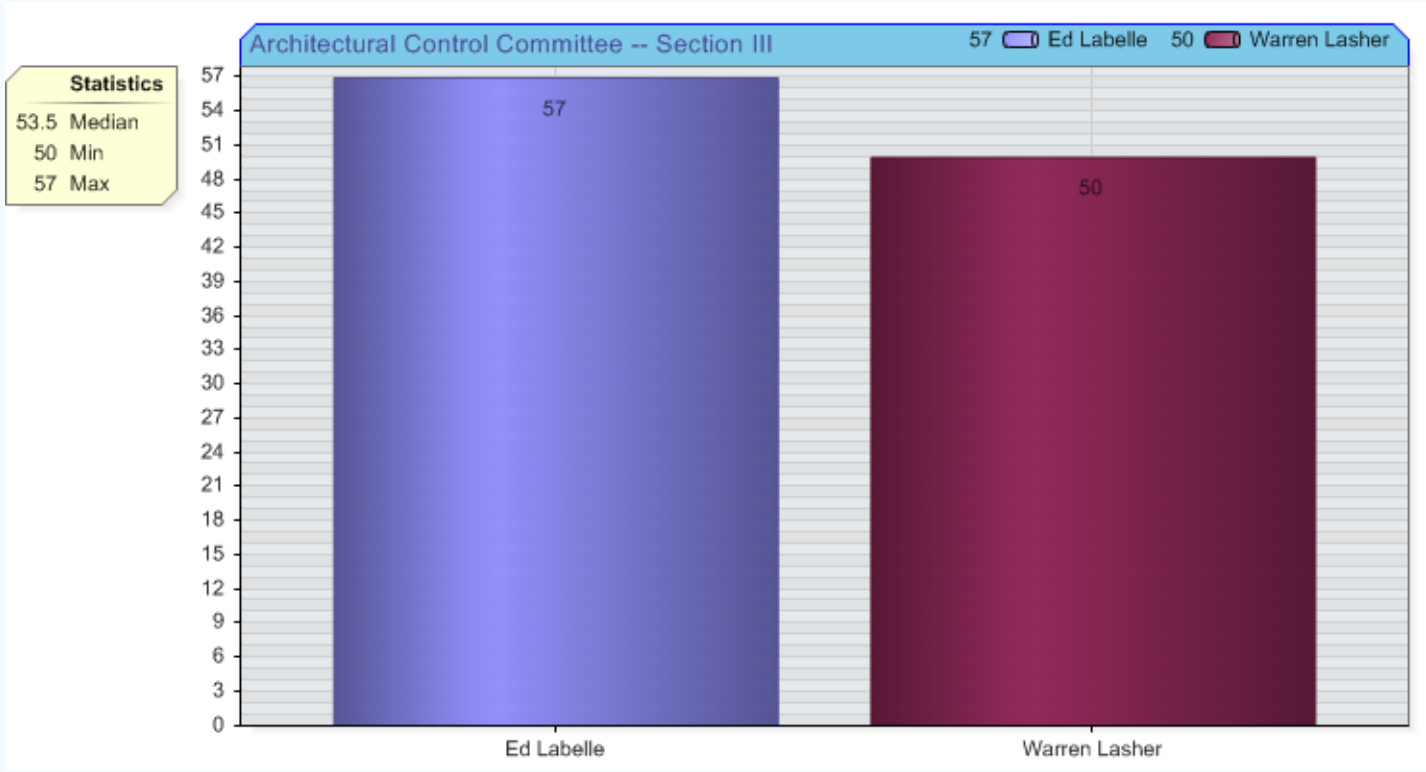
10. Architectural Control Committee -- Section II

	Responses	Percent
Randy Haines:	63	82.89%
Jim Peterson:	51	67.11%
Total Responded to this question:	76	71.7%
Total who skipped this question:	30	28.3%
Total:	106	100%



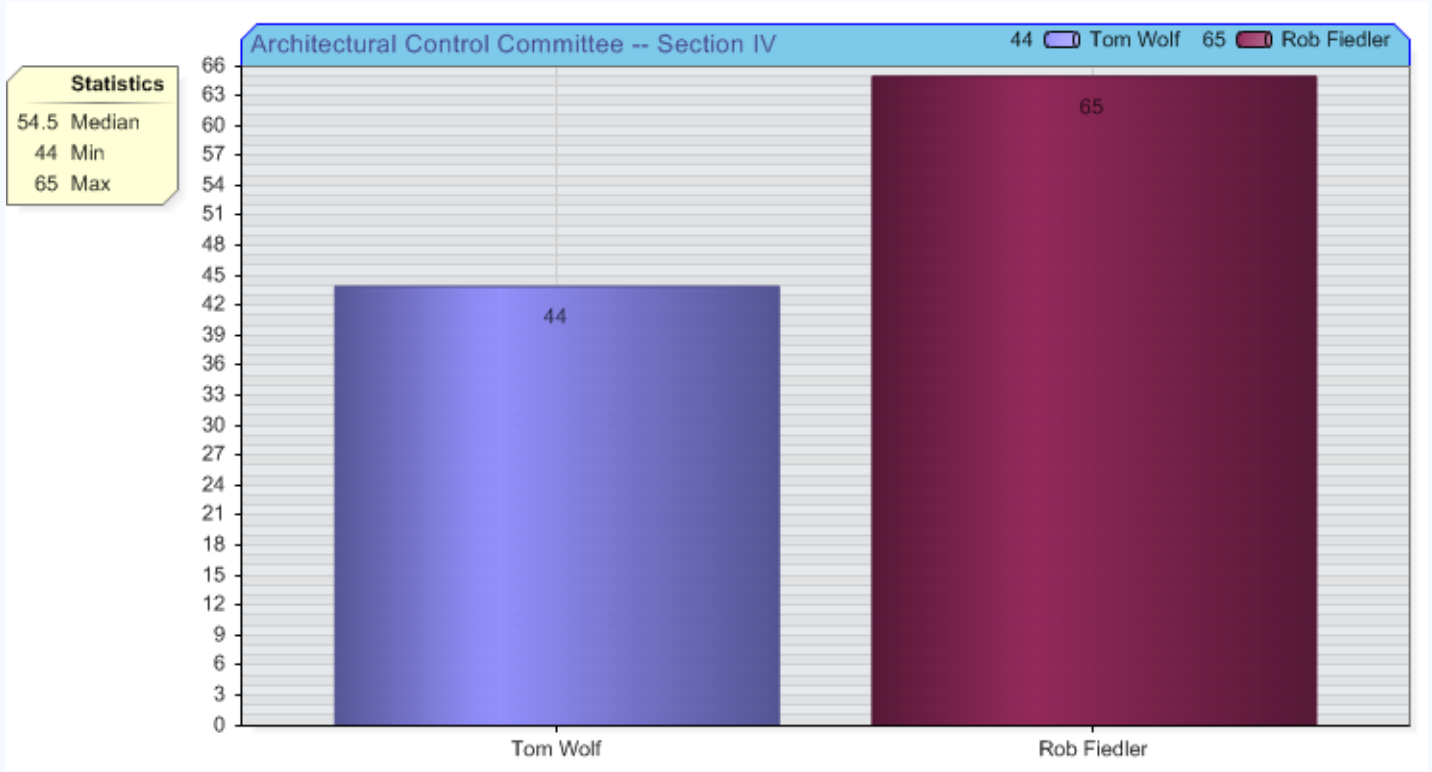
11. Architectural Control Committee -- Section III

	Responses	Percent
Ed Labelle: 	57	79.17%
Warren Lasher: 	50	69.44%
Total Responded to this question:	72	67.92%
Total who skipped this question:	34	32.08%
Total:	106	100%



12. Architectural Control Committee -- Section IV

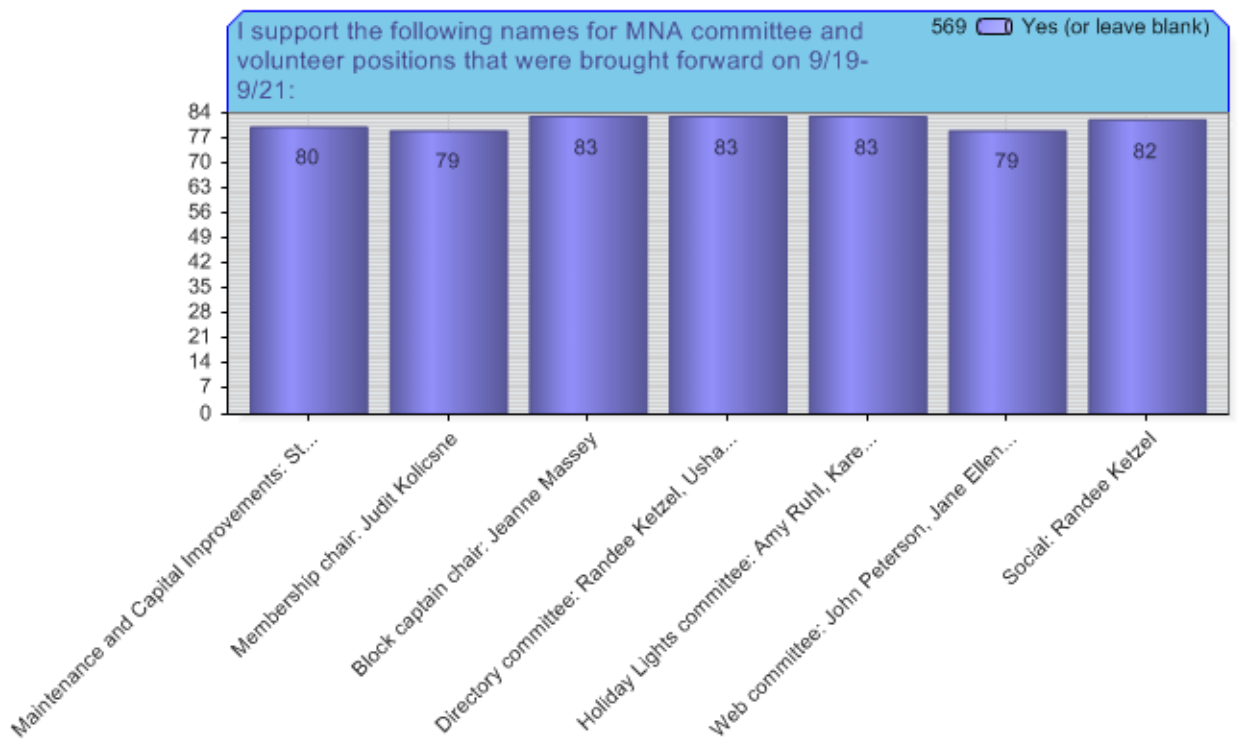
	Responses	Percent
Tom Wolf:	44	61.11%
Rob Fiedler:	65	90.28%
Total Responded to this question:	72	67.92%
Total who skipped this question:	34	32.08%
Total:	106	100%



13. I support the following names for MNA committee and volunteer positions that were brought forward on 9/19-9/21:

	Yes (or leave blank)	Total
Maintenance and Capital Improvements: Stephanie Methven:	80(100%)	80
Membership chair: Judit Kolicsne:	79(100%)	79
Block captain chair: Jeanne Massey:	83(100%)	83
Directory committee: Randee Ketzal, Usha Prasadh, Jane Ellenberger:	83(100%)	83
Holiday Lights committee: Amy Ruhl, Karen Austin, Amy Lemen, Kristin Goodale:	83(100%)	83
Web committee: John Peterson, Jane Ellenberger, Walter Bodwell, Joe Carey:	79(100%)	79
Social: Randee Ketzal:	82(100%)	82
Total Responded to this question:	86	81.13%
Total who skipped this question:	20	18.87%
Total:	106	100%

Statistics
82 Median
79 Min
83 Max



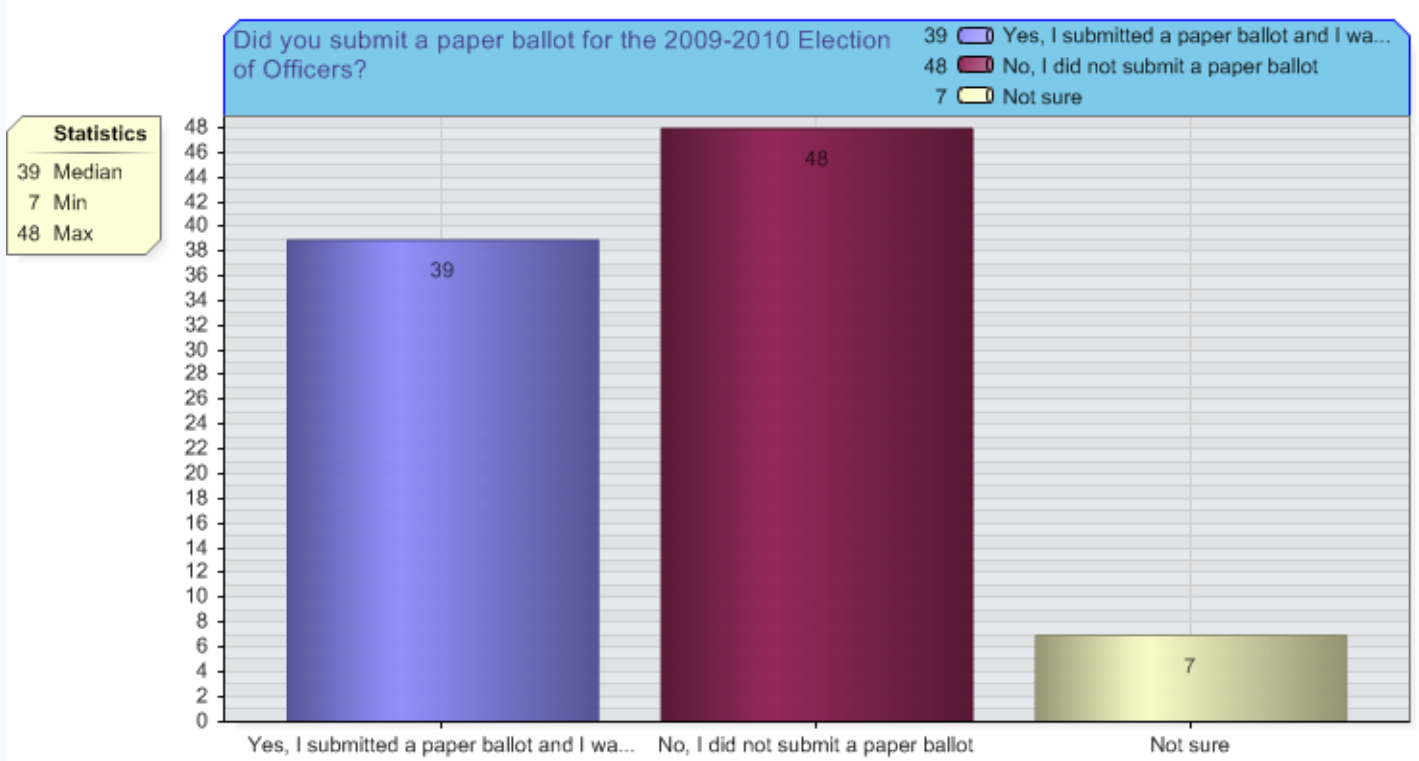
14. There are places where more committee members are needed. Please help!

	I volunteer (write name)	I nominate (write name)	Total
Block captain:	10(100%)	0(0%)	10
Membership committee:	0(0%)	0(0%)	0
Government liaison:	1(100%)	0(0%)	1
Traffic and Security:	1(100%)	0(0%)	1
Social committee:	3(100%)	0(0%)	3
Newsletter:	2(100%)	0(0%)	2
Advertising and Publicity:	2(100%)	0(0%)	2
Total Responded to this question:		16	15.09%
Total who skipped this question:		90	84.91%
Total:		106	100%


Graph/Chart function not relevant for this question type.

15. Did you submit a paper ballot for the 2009-2010 Election of Officers?

	Responses	Percent
Yes, I submitted a paper ballot and I want this online ballot to supersede my paper ballot:	39	41.49%
No, I did not submit a paper ballot:	48	51.06%
Not sure:	7	7.45%
Total Responded to this question:		94 88.68%
Total who skipped this question:		12 11.32%
Total:		106 100%



16. Comment box

	Responses	Percent
Responses: 	26	100%
Total Responded to this question:	26	24.53%
Total who skipped this question:	80	75.47%
Total:	106	100%

Graph/Chart function not relevant for this question type.